

## VELVET THEATER DRAPERY RETAIL PRICE CHART October 2008 rev2

This price chart includes standard velvet fabric, lining, motorized track, mounting hardware, 24v power supply and labor to fabricate drapery

Length ↓	Width ⇨	96"	108"	120"	132"	144"	156"	168"	180"	192"	204"	216"
84"		3184	3568	3684	3876	3952	4328	4408	4456	4740	4812	5164
90"		3212	3568	3684	3932	4008	4384	4464	4512	4796	4868	5248
96"		3268	3652	3768	3988	4064	4468	4548	4596	4880	4952	5331
102"		3300	3708	3824	4044	4120	4524	4604	4652	4964	5036	5416
108"		3324	3736	3852	4100	4176	4580	4660	4708	5020	5092	5500
114"		3380	3792	3908	4156	4232	4664	4744	4792	5104	5176	5584
120"		3408	3848	3964	4212	4288	4720	4800	4848	5188	5260	5668
<b>Options</b>												
6" Bottom Trim	ADD ->	521	639	639	782	782	912	912	912	1044	1044	1172
3" Bottom Trim	ADD ->	396	495	495	594	594	693	693	693	792	792	729
Matching Valance with mounting rod	No Trim	424	542	542	636	636	698	698	698	848	848	968
	3" Trim Add>	369	495	495	594	594	693	693	693	792	792	891
	2" Trim Add>	324	405	405	486	486	567	567	567	648	648	728

Drapery and valance fullness are calculated at a minimum of 2.0 fullness or greater. For greater fullness, or custom sizes call for price quote. COM (Customers Own Material) program, Nationwide measuring and installation services also available, additional charges. Call for details.

### Optional Items

#### RF - Remote Control

- White add \$136
- Black add \$159
- Blue add \$165
- Silver add \$179



(RF=Radio Frequency)

#### RF - Wall Switch

- White add \$325
- Ivory add \$348
- Black add \$348



#### Automation Control Interface

- White add \$265
- Allows automation control systems to operate the drapery track









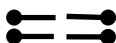







Single channel output with dry contact input. Only needed if a third party control system such as Crestron, AMX or Homeworks controller will operate the drapery.

### Pricing

Cost of Drapery = _____	Locate Track Size and Drapery Length from price chart above (See Step 2 on page 2)
Lining = _____	White or Ivory (included in price)
Fabric Color# = _____	See color chart. <b>Premium Colors</b> add \$50.00
Bottom Trim = _____	6" or 3" Trim (If trim is desired, add cost from price chart above)
Valance = _____	Finished Length = _____ (Valances are unlined and usually around 14" Long)
Valance Trim = _____	Add Trim Price if valance has bottom trim. Trim Type: _____ 2", 3", Gimp
Remote Control = _____	Add remote control price
Wall Switch = _____	Add wall switch price
Interface = _____	Needed for Interfacing with third party control system
Other costs = _____	Curved or Bent Track, Custom Track Color.
Shipping Track = _____	Tracks over 104" will be spliced in center and shipped UPS/FedEx add \$55.00
Ship Drapery = _____	Drapery ships UPS/FedEx add \$85.00
Total = _____	

\* All Systems are pre-programmed and ready to install. Drapery and valance are pre-pinned and ready for installation

<b>Step 1</b> Determine how drapery track will be installed	<b>Step 2</b> Track requirements and capacity	<b>Step 3</b> Control options
<b>Mounting Type</b> <input type="checkbox"/> Wall Mount <input type="checkbox"/> Ceiling Mount	<b>Track Width / Drapery Length</b> <b>Width</b> = Screen Size x 1.41 = _____ <b>Length</b> of opening in Inches = _____ <sup>3</sup> Factory will make track and clearance deductions	<b>Wall Switch</b> <input type="checkbox"/> White <input type="checkbox"/> Ivory <input type="checkbox"/> Black 
<b>Track Shape</b> <input type="checkbox"/> Straight  <input type="checkbox"/> Curved <sup>1</sup>  <input type="checkbox"/> Bend <sup>2</sup> 	<b>Pleat Style</b> <input type="checkbox"/> Pinch Pleat 	<b>Handheld Remote Control</b> <sup>6</sup> <input type="checkbox"/> Yes → <input type="checkbox"/> White <input type="checkbox"/> Black <input type="checkbox"/> Blue <input type="checkbox"/> Silver <input type="checkbox"/> No
<b>Track type</b> <input type="checkbox"/> Single  <input type="checkbox"/> Dual  <input type="checkbox"/> Tandem  <input type="checkbox"/> Dual Tandem 	<b>Capacity</b> <sup>4</sup> Capacity is determined by the following formula... <b>SqYds = Width x Length x 2.5/1296</b> <b>Weight = SqYds x 24/16 =Lbs</b> _____ <b>Weight should be less than 110 Lbs</b> *All drapery listed in chart is less than 110Lbs	<b>Input from third party System</b> <sup>7</sup> <input type="checkbox"/> Yes → Brand _____ <input type="checkbox"/> No If <b>Yes</b> then preferred communication method <input type="checkbox"/> Dry Contact <input type="checkbox"/> IR - Infra-Red <input type="checkbox"/> RS-232 <input type="checkbox"/> RF – Radio Frequency
<b>Draw Type</b> <input type="checkbox"/> Center  <input type="checkbox"/> Stack Right  <input type="checkbox"/> Stack Left 	<b>Track Color</b> <input type="checkbox"/> White <input type="checkbox"/> Custom _____ Add = \$180.00	<b>Are there other motorized products in same room/area that will be motorized?</b> <input type="checkbox"/> Yes → Type _____ <input type="checkbox"/> No
<b>Drive Side</b> <input type="checkbox"/> Right  <input type="checkbox"/> Left 	<b>Stackback</b> <sup>5</sup> Center Draw Each panel = 1/6 Track width. Left or Right stack = 1/3 Track width	RF (Radio Frequency) shades can be added with no special wiring.  IR (Infra-Red) systems require planning and are wired during the construction phase of a project.

<sup>1</sup> Curved tracks require a template and possible heavy duty motor depending on overall drapery weight. Call for confirmation.

<sup>2</sup> Minimum bending radius is 16". Motorized curved tracks are not available with reverse bends.

<sup>3</sup> Enter **overall** height or space that **both** the track and drapery will occupy. Factory will deduct for track and 1/2" bottom drapery clearance.

<sup>4</sup> Capacity formula is based on a lined drapery with the Fabric being 18oz per square yard and a lining of 6oz per square yard for a total of 24 oz or 1.5 lbs total per square yard. Contact the fabric manufacturer for specific weights of goods.

<sup>5</sup> Stackback formula is a close approximation but not exact. Stackback width will vary depending on weight of fabric and trim used.

<sup>6</sup> A radio frequency system which is controlled by a hand-held transmitter is Omni-directional, digital coded, and has a maximum range of 100Ft. Multiple channel transmitters are available to control multiple motors. Call for pricing.

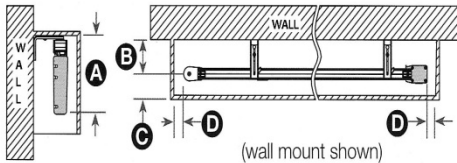
<sup>7</sup> If a third party control system such as Crestron, AMX, Homeworks will be used, ask your system integrator what communication method will be used.

## General Track Specifications

Drapery Motors are direct drive and are available as a straight or curved system. The motor attaches to the end of the track where a shaft on the motor fits into a pulley, which moves the cable and operates the track components. The motor is flush with the front and back edge of the track. All direct drive drapery motors have internal limit switches, and are available with recessed low voltage wall switches, wireless remote control (radio frequency or infrared), and automation control system interface. Motors can be easily switched to either side of track at the jobsite. Motors are UL Listed.

### Single drapery track system

Maintain enough clearance between the drapery track and the inside face of the top treatment or ceiling recess to allow the fabric to move freely.



#### Dimensions\*

- A 11.25 in. (286 mm)
- B 3.5 in. (89 mm)
- C 2.5 in. (64 mm)
- D 1 in. (25 mm)

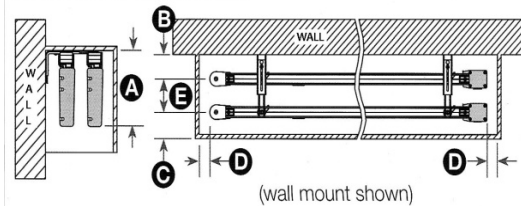
\* Listed measurements are minimums

Maximum Width = 39 Ft (2-Tandem Tracks)

Maximum weight per track = 55 Lbs @ 18 Ft

Fig 1

### Dual drapery track system



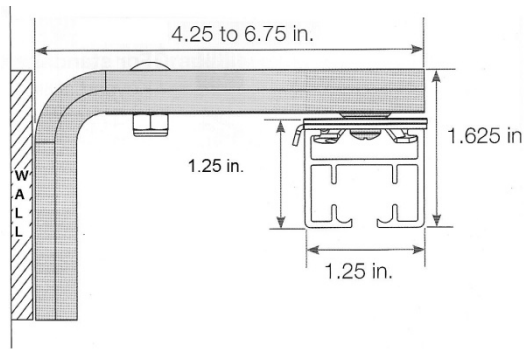
#### Dimensions\*

- A 11.25 in. (286 mm)
- B 3.5 in. (89 mm)
- C 2.5 in. (64 mm)
- D 1 in. (25 mm)
- E 5.5 in. (140 mm)

\* Listed measurements are minimums

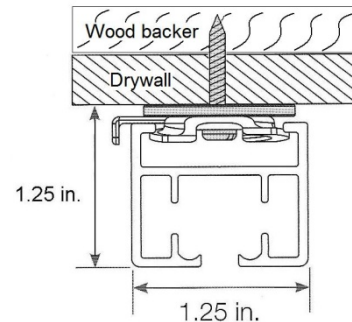
Fig 2

### Adjustable Wall Bracket



### Ceiling Bracket

Wood backer should be used on ceiling installations to carry the weight of the drapery. See Fig 1 or Fig 2 for pocket dimensions.



## Wiring & Power

### General Wiring for RF Radio Frequency operation

#### Power to Motor

Locate (1) 110 volt AC Duplex outlet near the motor side of the track usually down 6" and in 6" from where the top of the drapery and motor will mount so that the drapery will cover it. That's it!



#### Wall Switch (optional)

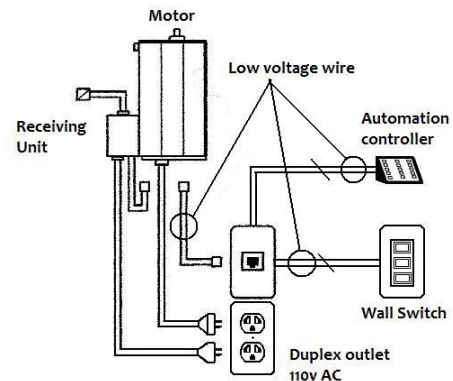
Wall switch is RF (Radio Frequency) and needs no wiring.

#### Automation Control (optional)

Run a single CAT5e from motor location to where the third party control unit will reside. Call for specific information on available control options as additional components may be required if other motorized products will be operated on the same system.

### General Wiring for IR-Infra Red operation

One Motor / Remote Control System  
Wall Switch / Automation Controller




























All Low voltage wiring is CAT5e #24 AWG






Velvet Fabric Specifications	Drapery Specifications
<p>Composition: Pile 65% Polyester/35% Cotton            Overall Comp: 72% Polyester/28% Cotton            Cleaning Code: S Dry Clean only            Width: 54" 137cm            Weight: 16oz. /SqYd 496gr/Sq Meter            Flammability: UFAC Class I / Cal TB 117 Passes</p>	<ul style="list-style-type: none"> <li>All drapery feature double turned, blind stitched side hems and single turned bottom hems for enhanced hanging and draping qualities and 4" Pinch Pleated top.</li> <li>Every drapery panel is weighted at the corner and at seams for proper hanging characteristics.</li> <li>Draperies are fan folded, pre-pinned, banded, and shipped in special packaging to inhibit wrinkling.</li> </ul>

<b>Standard Velvet Colors</b>	Fabric purchased by the Yard = \$56.00 / Yd (2 yard minimum)
-------------------------------	--

				
193 RED	795 LAPIS	100 BLACK	815 GOLD	110 GRASS

<b>Premium Velvet Colors</b>	Call for sample swatches	Fabric purchased by the Yard = \$62.00 / Yd (2 yard minimum)
------------------------------	--------------------------	--

				
499 ESCARLATA	491 CHERRY	608 BRICK	6373 RUSTY	268 CORDOVAN
				
682 BEET	251 BURGUNDY	6372 ACAJOU	607 TOFFEE	794 AUBERGINE
				
155 VANILLA	349 STONE	503 OSTION	538 TOPO	6377 HONEY
				
6084 JAVA	657 COCOA	659 LICHEN	364 VERT LICHEN	6369 ALOE
				
111 PISTACHIO	802 FOREST	242 HARBOR	303 KING	539 INDIGO

Standard Trims & Colors	Valances	Warranty
<p>6" Bullion    3" Bullion    2" Tassle</p>    <p>Gold    Gold    Gold</p> <p>5/8" Gimp</p>  <p>Gold</p>	<p>Valances are optional and are used for aesthetic decoration and additionally to cover the drapery track. The standard length of a valance is 12" to 18" and depends on the overall height of the drapery. Valances are unlined to reduce bulk. If only using a drapery, then consider specifying a track color of Black which is an up-charge.</p>	<div style="display: flex; align-items: center;">  <div> <p><i>Peace of Mind</i></p> <p>ALL MOTORS, COMPONENTS, DRAPERY MATERIALS AND FABRICATION ARE WARRANTED TO BE FREE FROM DEFECTS FOR 5 YEARS FROM DATE OF PURCHASE.</p> </div> </div>